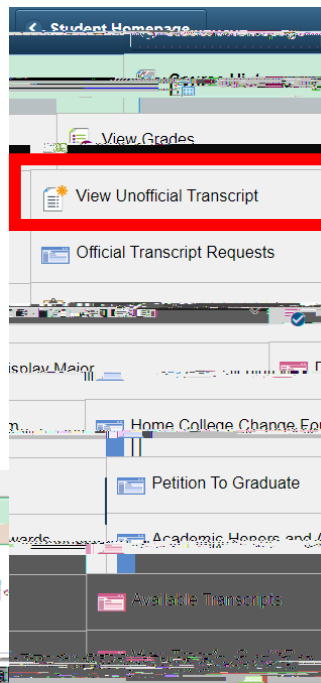

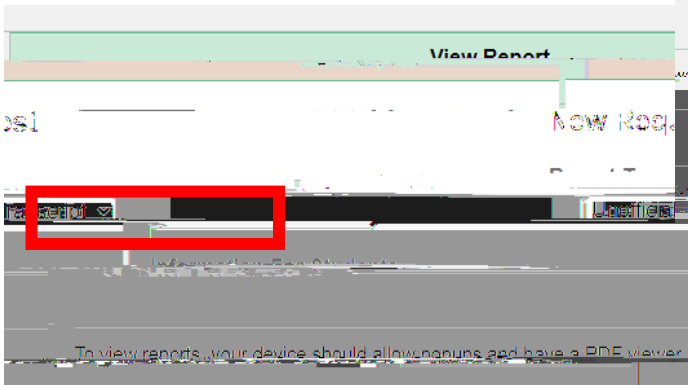




1. Sign into your student portal: <https://mycollege.lacc.edu>
2. Click on Academic Records



3. Select View Unofficial Transcript
4. For Report Type, select Unofficial Transcript



5. Select Submit at the top-right



6. Once you select Submit a pop-up window should show up with a copy of your Unofficial LACCD Transcripts

Welcome Center Contact:  
E1-189

Office Phone: 323.780.6800

Email: [welcomecenter@elac.edu](mailto:welcomecenter@elac.edu)